



STUDYDADDY

**Get Homework Help
From Expert Tutor**

Get Help

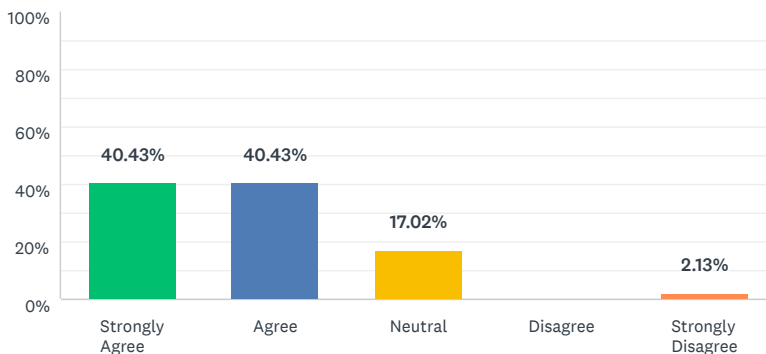


College Student Satisfaction

All Pages ▾

Q1 Materials are generally understanding

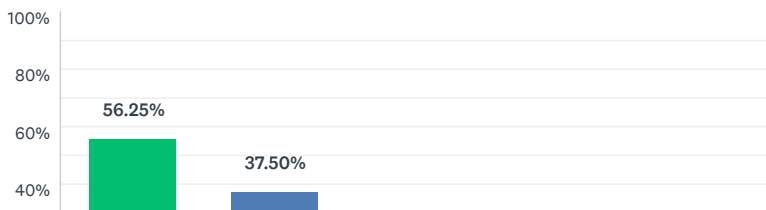
Answered: 47 Skipped: 1



ANSWER CHOICES	RESPONSES	
Strongly Agree (1)	40.43%	19
Agree (2)	40.43%	19
Neutral (3)	17.02%	8
Disagree (4)	0.00%	0
Strongly Disagree (5)	2.13%	1
TOTAL		47
BASIC STATISTICS ?		
Minimum	Maximum	Median
1.00	5.00	2.00
	Mean	Standard Deviation
	1.83	0.86

Q2 The assignments are related to the lectures

Answered: 48 Skipped: 0



Share Link

<https://www.surveymonkey.com/re:>

COPY

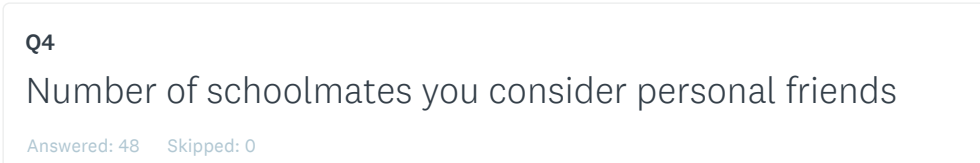
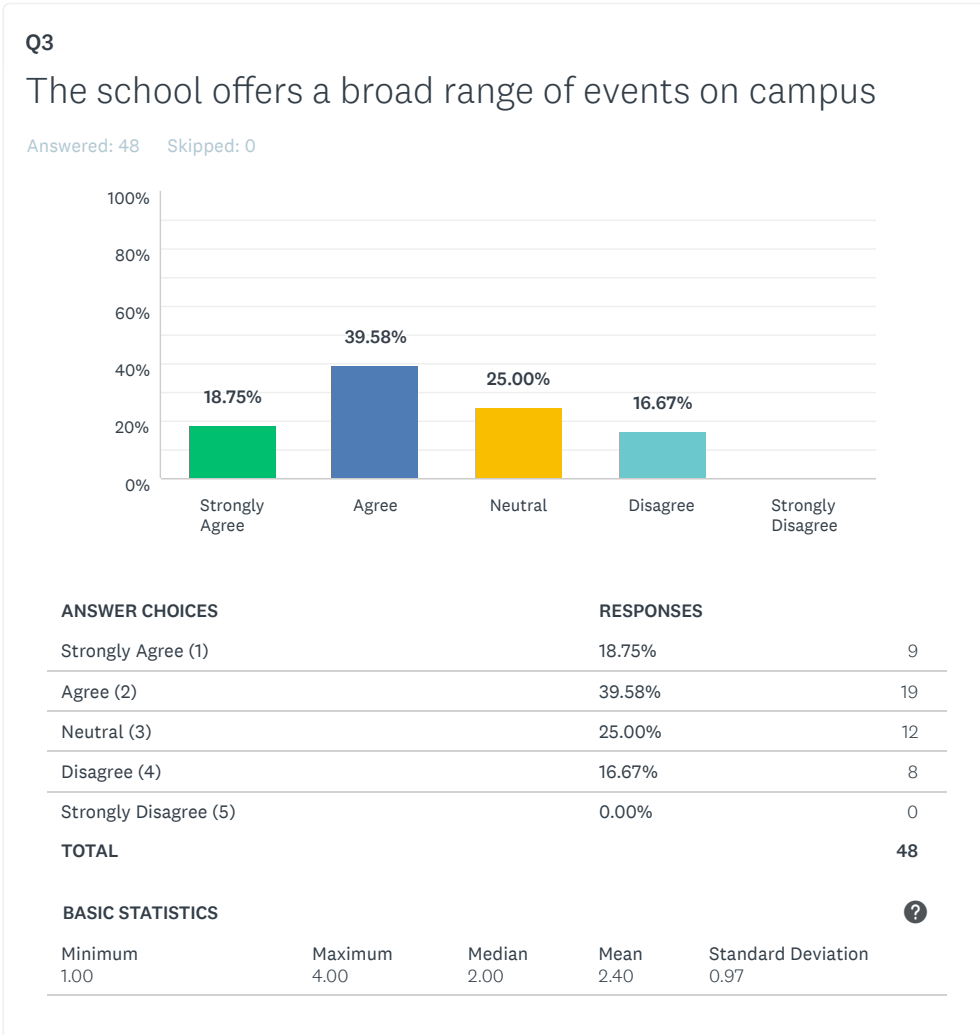
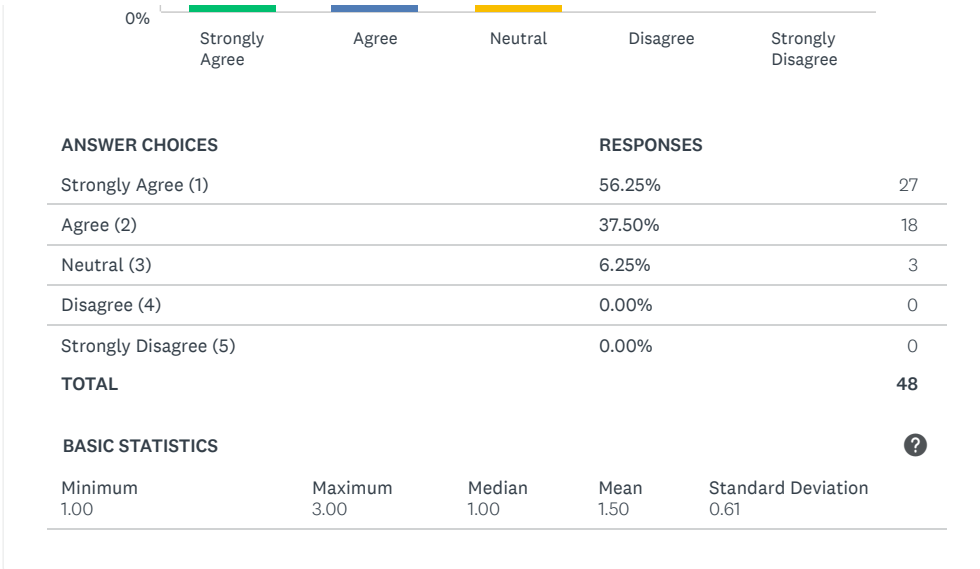
Share

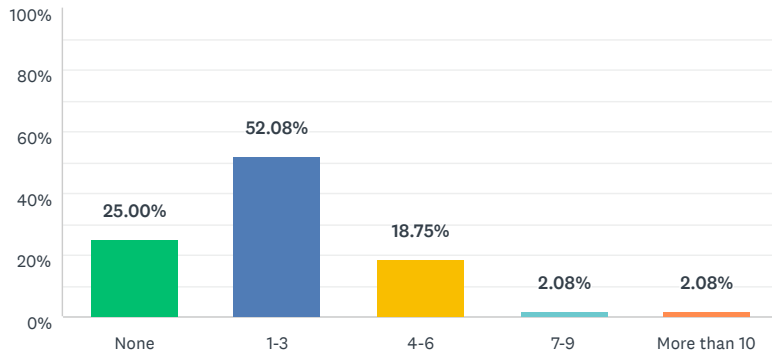
Tweet

G+ Share

Share

48 responses



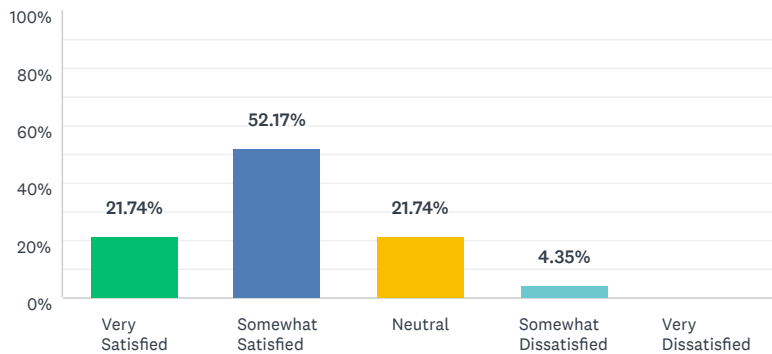


ANSWER CHOICES		RESPONSES	
None (1)		25.00%	12
1-3 (2)		52.08%	25
4-6 (3)		18.75%	9
7-9 (4)		2.08%	1
More than 10 (5)		2.08%	1
TOTAL			48
BASIC STATISTICS ?			
Minimum	Maximum	Median	Mean
1.00	5.00	2.00	2.04
			Standard Deviation
			0.84

Q5

How satisfied are you with the availability of scholarships?

Answered: 46 Skipped: 2



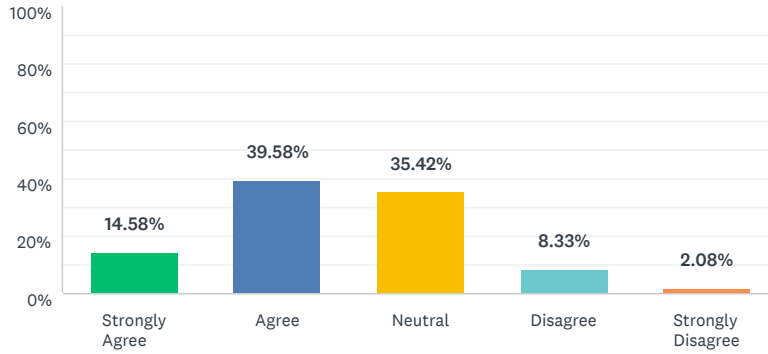
ANSWER CHOICES		RESPONSES	
Very Satisfied (1)		21.74%	10
Somewhat Satisfied (2)		52.17%	24
Neutral (3)		21.74%	10
Somewhat Dissatisfied (4)		4.35%	2
Very Dissatisfied (5)		0.00%	0
TOTAL			46
BASIC STATISTICS ?			

Minimum	Maximum	Median	Mean	Standard Deviation
1.00	4.00	2.00	2.09	0.78

Q6

I pay a reasonable college tuition

Answered: 48 Skipped: 0



ANSWER CHOICES

RESPONSES

Strongly Agree (1)	14.58%	7
Agree (2)	39.58%	19
Neutral (3)	35.42%	17
Disagree (4)	8.33%	4
Strongly Disagree (5)	2.08%	1
TOTAL		48

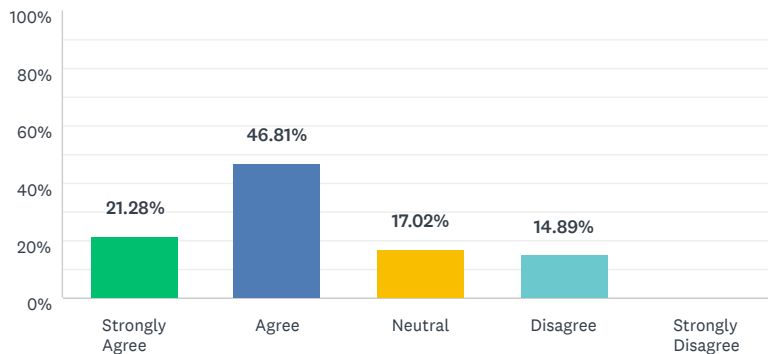
BASIC STATISTICS

Minimum	Maximum	Median	Mean	Standard Deviation
1.00	5.00	2.00	2.44	0.91

Q7

The administrators are accessible

Answered: 47 Skipped: 1

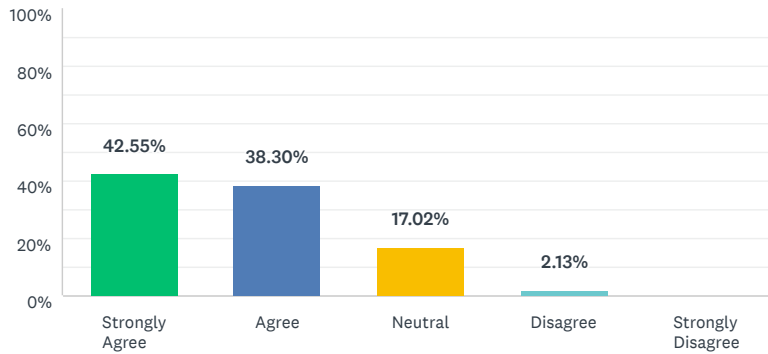


ANSWER CHOICES		RESPONSES		
Strongly Agree (1)		21.28%	10	
Agree (2)		46.81%	22	
Neutral (3)		17.02%	8	
Disagree (4)		14.89%	7	
Strongly Disagree (5)		0.00%	0	
TOTAL			47	
BASIC STATISTICS ?				
Minimum	Maximum	Median	Mean	Standard Deviation
1.00	4.00	2.00	2.26	0.96

Q8

I feel safe walking around the campus

Answered: 47 Skipped: 1




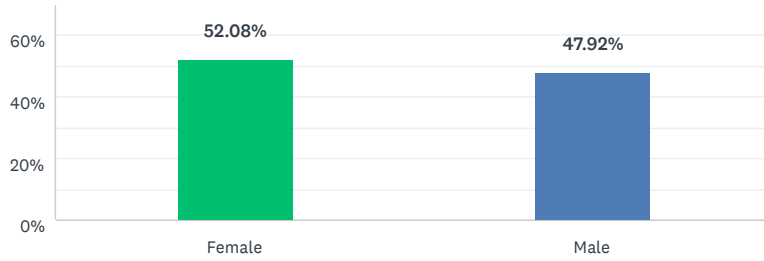
ANSWER CHOICES		RESPONSES		
Strongly Agree (1)		42.55%	20	
Agree (2)		38.30%	18	
Neutral (3)		17.02%	8	
Disagree (4)		2.13%	1	
Strongly Disagree (5)		0.00%	0	
TOTAL			47	
BASIC STATISTICS ?				
Minimum	Maximum	Median	Mean	Standard Deviation
1.00	4.00	2.00	1.79	0.80

Q9

Your gender

Answered: 48 Skipped: 0





ANSWER CHOICES

Female (1)

RESPONSES

52.08% 25

Male (2)

47.92% 23

TOTAL

48

BASIC STATISTICS

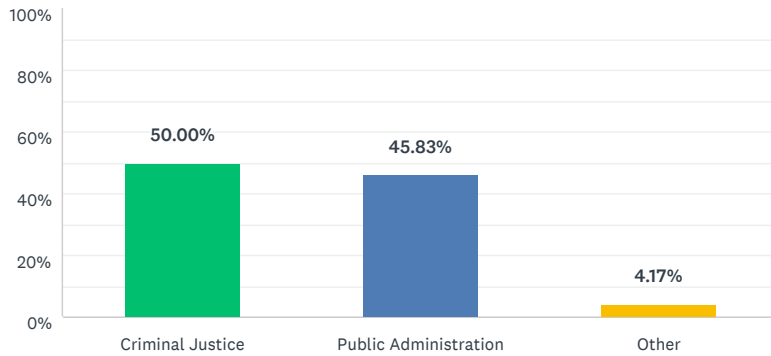


Minimum	Maximum	Median	Mean	Standard Deviation
1.00	2.00	1.00	1.48	0.50

Q10

Degree Program

Answered: 48 Skipped: 0



ANSWER CHOICES

Criminal Justice (1)

RESPONSES

50.00% 24

Public Administration (2)

45.83% 22

Other (3)

4.17% 2

TOTAL

48

BASIC STATISTICS



Minimum	Maximum	Median	Mean	Standard Deviation
1.00	3.00	1.50	1.54	0.58

Powered by SurveyMonkey

Check out our [sample surveys](#) and [create your own now!](#)



STUDYDADDY

**Get Homework Help
From Expert Tutor**

Get Help